

## APD33MA



POWER  
YOUR  
FUTURE

25 kVA / 25 kW  
POWERED by AKSA

## DIESEL GENERATING SET 230 V - 50 Hz Single Phase

MODEL		APD33MA	
Power Pf. 1.0	Standby	kVA	25
		kW	25
	Prime	kVA	22.5
		kW	22.5

**Standby:** Continuous running at variable load for duration of an emergency. No overload is permitted on these ratings. In accordance with ISO 3046.

**Prime:** Continuous running at variable load for unlimited periods with 10% overload available for 1 hour in any 12 hour period. In accordance with ISO 8528, ISO 3046.

- ✓ High quality, reliable and complete power unit
- ✓ Compact design
- ✓ Easy start and maintenance possibility
- ✓ Every generating set is subject to a comprehensive test program which includes full load testing, checking and provision of all control and safety shut down functions testing
- ✓ Fully engineered with a wide range of options and accessories: Canopy, sound proof canopy and on-road trailer



## ENGINE

AKSA		
Model		A4CRX25T
Engine Power Output at rated rpm	kWm	29.7
	HP	39.8
Aspiration and Cooling		Turbocharged
Total Displacement	Litre	2.543
No. of Cylinders and Build		4-Inline
Engine Speed	rpm	1500
Bore and Stroke	mmxmm	90x95
Compression Ratio		18:1
Governor		Mechanical
Fuel Consumption at full load	L/hr	6.75
Fuel Tank Capacity	Litre	Open: 95/Canopy: 95
Oil Capacity	Litre	8.5
Coolant Capacity	Litre	20
Radiator Cooling Air	m <sup>3</sup> /min	115
Air Intake – Engine	m <sup>3</sup> /min	2.2
Exhaust Gas Flow	m <sup>3</sup> /min	5.4

- ✓ Heavy duty Aksa diesel engine
- ✓ Four stroke, water cooled,turbocharged
- ✓ Direct injection fuel system
- ✓ Mechanical Governor system
- ✓ 12/24 V D.C. starter and charge alternator
- ✓ Replaceable fuel filter, oil filter and dry element air filter
- ✓ Cooling radiator and fan
- ✓ Starter battery (with lead acid) including Rack and Cables
- ✓ Flexible fuel connection hoses and manual oil sump drain valve
- ✓ Industrial capacity exhaust silencer and steel bellows
- ✓ Jacket water heater(at automatic models)
- ✓ Operation manuals and circuit diagram documents

## ALTERNATOR

Design	Brushless single bearing, revolving field
Stator	2/3 pitch
Rotor	Single bearing, flexible disc
Insulation System	Class H
Standard Temperature Rise	125 - 163°C Continuous
Exciter Type	Self Excited
Phase Rotation	A (U), B (V), C (W)
Alternator Cooling	Direct drive centrifugal blower fan
AC Waveform Total Harmonic Distortion	No load < 1.5%. Non distorting balanced linear load < 5%
Telephone Influence Factor (TIF)	<50 per NEMA MG1-22.43
Telephone Harmonic Factor (THF)	<2%

- ✓ Brushless, single bearing system, flexible disc, 4 poles
- ✓ Insulation class H
- ✓ Standard degree of protection IP21 (\*IP22/IP23 is available.)
- ✓ Self-exciting and self-regulating
- ✓ Impregnation with tropicalised epoxy varnish
- ✓ Solid state Automatic Voltage Regulator
- ✓ Stator winding with 2/3 pitch for improved harmonics

## CONTROL SYSTEM

Control supervision and protection panel is mounted on the genset base frame. The control panel is equipped as follows:

### 1. Auto Mains Failure Control Panel

Panel equipments:

- ✓ Control with AMF module
- ✓ Static battery charger
- ✓ Emergency stop push button



DSE 6020

### a) Generating set control module DSE 6020 features:

- ✓ The module is used to monitor main supply and starts and stops of a standby generating set
- ✓ Micro-processor based design
- ✓ Automatic control of main and generator contactors
- ✓ Monitors engine performance and AC power output LED alarm indication
- ✓ Front panel configuration of timers and alarm trip points
- ✓ CAN and magnetic pick-up versions (specify on ordering)
- ✓ 4 digital inputs/3 analogue inputs
- ✓ 6 outputs (4 configurable on Magnetic Pick-up, 6 configurable on CANbus version)
- ✓ Easy push button control  
STOP/RESET - MANUAL - AUTO - TEST - START

### b) Metering via LED display:

- ✓ Generator Volts (L-L / L-N)
- ✓ Engine oil pressure (PSI-Bar)
- ✓ Generator Ampere (L1, L2, L3)
- ✓ Engine temperature (°C & °F)
- ✓ Generator Frequency (Hz)
- ✓ Plant battery volts
- ✓ Engine hours run
- ✓ Mains Volts (Ph-Ph/Ph-N)
- Generator kVA
- Generator kW
- Generator Cos ( $\sigma$ )

### c) Alarms:

- ✓ Over and Under Speed
- ✓ Low and High Battery Volt.
- ✓ Start and Stop Failure
- ✓ Charge fail
- ✓ Over Current
- ✓ Under / Over Generator Voltage
- ✓ Low Oil Pressure
- ✓ Emergency stop
- ✓ High engine temperature

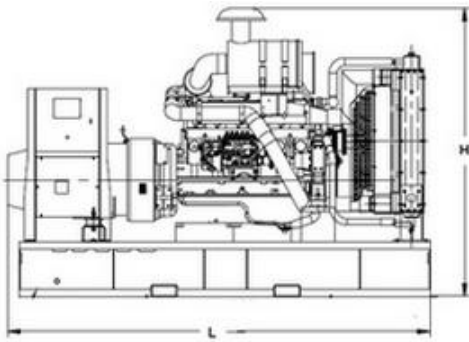
### d) LED indications

- ✓ Mains available
- ✓ Generator available
- ✓ Mains on load
- ✓ Generator on load


## 2. Power Outlet Terminal Board Mounted on the Gen-set Base Frame



## CHASSIS



- ✓ The complete gen-set is mounted as whole on a heavy-duty fabricated, steel base frame
- ✓ Anti-vibration pads are fixed between the engine/ alternator feet and the base frame
- ✓ Base frame design incorporates an integral fuel tank (Up to 750 kVA)
- ✓ The generating set can be lifted or carefully pushed / pulled by the base frame
- ✓ Dial type fuel gauge and drain plug on the fuel tank
- ✓ Forklift pockets within base frame (up to 500kVA)

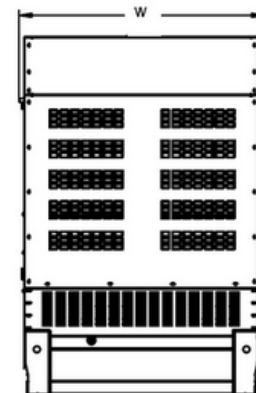
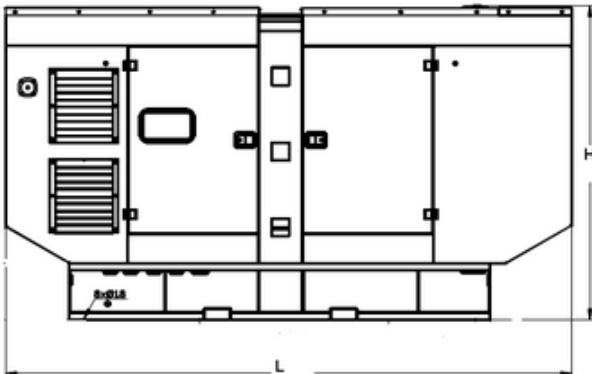


## DIMENSIONS

### SOUND ATTENUATED TYPE

DIMENSIONS (LxWxH)	mm	1938*968*1245
DRY WEIGHT	kg	800

## CANOPY



- ✓ All canopy parts are designed with modular principles
- ✓ Without welding assembly
- ✓ Doors on each side
- ✓ All metal canopy parts are painted by electrostatic polyester powder paint
- ✓ Exhaust silencer is protected against environment influences
- ✓ Thermally insulated engine exhaust system
- ✓ Emergency stop push button is installed outside of the canopy
- ✓ Easy lifting and moving
- ✓ Easy maintenance and operation